

Hi-MO 5

LR5-54HPB 400~420M

- Suitable for distributed projects
- Advanced module technology delivers superior module efficiency
 - M10 Gallium-doped Wafer
 - SMBB Technology
 - 10-busbar Half-cut Cell
- Excellent outdoor power generation performance
- Aesthetic appearance with all black module design



25-year Warranty for
Materials and Processing



25-year Warranty for Extra
Linear Power Output

Complete System and Product Certifications

IEC 61215, IEC 61730, UL 61730

ISO9001:2015: ISO Quality Management System

ISO14001: 2015: ISO Environment Management System

ISO45001: 2018: Occupational Health and Safety

IEC62941: Guideline for module design qualification and type approval

LONGI



21.5%
MAX MODULE
EFFICIENCY

0~3%
POWER
TOLERANCE

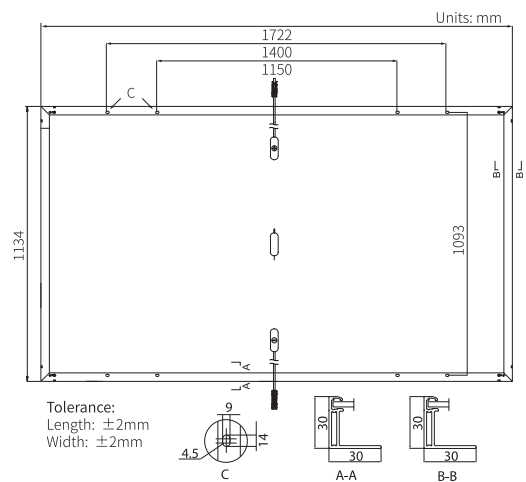
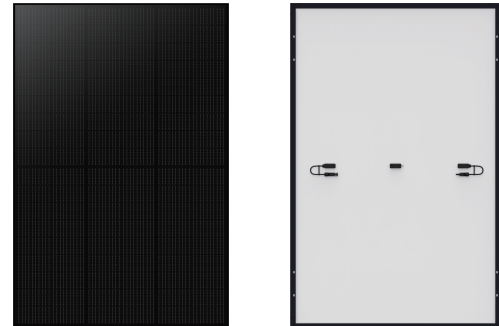
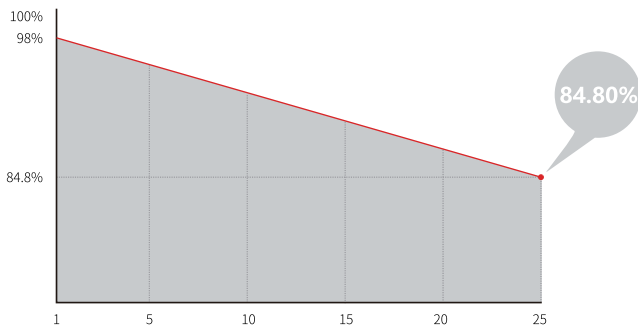
<2%
FIRST YEAR
POWER DEGRADATION

0.55%
YEAR 2-25
POWER DEGRADATION

HALF-CELL
Lower operating temperature

Additional Value

25-Year Power Warranty



Mechanical Parameters

Cell Orientation	108 (6×18)
Junction Box	IP68, three diodes
Output Cable	4mm ² , ±1200mm length can be customized
Glass	Single glass, 3.2mm coated tempered glass
Frame	Anodized aluminum alloy frame
Weight	20.8kg
Dimension	1722×1134×30mm
Packaging	36pcs per pallet / 216pcs per 20' GP / 936pcs or 864pcs(Only for USA) per 40' HC

Electrical Characteristics

STC : AM1.5 1000W/m² 25°C NOCT : AM1.5 800W/m² 20°C 1m/s Test uncertainty for Pmax: ±3%

Module Type	LR5-54HPB-400M		LR5-54HPB-405M		LR5-54HPB-410M		LR5-54HPB-415M		LR5-54HPB-420M	
	STC	NOCT	STC	NOCT	STC	NOCT	STC	NOCT	STC	NOCT
Maximum Power (Pmax/W)	400	299.0	405	302.7	410	306.5	415	310.2	420	313.9
Open Circuit Voltage (Voc/V)	36.90	34.70	37.15	34.93	37.40	35.17	37.65	35.40	37.89	35.63
Short Circuit Current (Isc/A)	13.72	11.09	13.78	11.14	13.84	11.19	13.91	11.24	13.97	11.30
Voltage at Maximum Power (Vmp/V)	30.94	28.74	31.18	28.96	31.42	29.19	31.66	29.41	31.90	29.63
Current at Maximum Power (Imp/A)	12.93	10.40	12.99	10.45	13.05	10.50	13.11	10.55	13.17	10.59
Module Efficiency(%)	20.5		20.7		21.0		21.3		21.5	

Operating Parameters

Operational Temperature	-40°C ~ +85°C
Power Output Tolerance	0 ~ 3%
Voc and Isc Tolerance	±3%
Maximum System Voltage	DC1000V (IEC/UL)
Maximum Series Fuse Rating	25A
Nominal Operating Cell Temperature	45±2°C
Protection Class	Class II
Fire Rating	UL type 1 or 2 IEC Class C

Mechanical Loading

Front Side Maximum Static Loading	5400Pa
Rear Side Maximum Static Loading	2400Pa
Hailstone Test	25mm Hailstone at the speed of 23m/s

Temperature Ratings (STC)

Temperature Coefficient of Isc	+0.050%/°C
Temperature Coefficient of Voc	-0.265%/°C
Temperature Coefficient of Pmax	-0.340%/°C